

Mono

410W MBB Half-cell Back Module JAM72S17 390-410/MR/1000V Series

Introduction

Assembled with multi-busbar PERC cells, the half-cell configuration of the modules offers the advantages of higher power output, better temperature-dependent performance, reduced shading effect on the energy generation, lower risk of hot spot, as well as enhanced tolerance for mechanical loading.



Higher output power



Lower LCOE



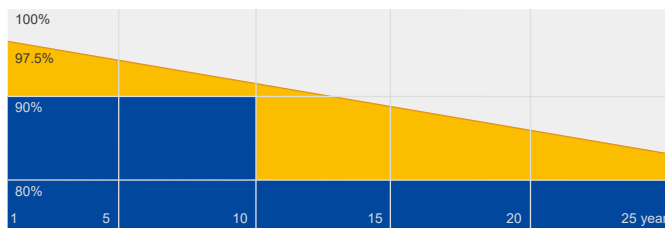
Less shading and lower resistive loss



Better mechanical loading tolerance

Superior Warranty

- 12-year product warranty
- 25-year linear power output warranty



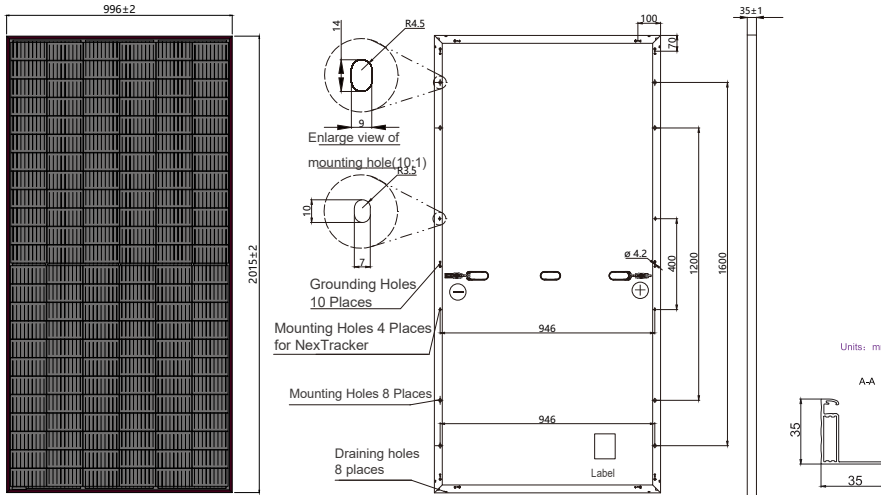
■ JA Linear Power Warranty ■ Industry Warranty

Comprehensive Certificates

- IEC 61215, IEC 61730
- ISO 9001: 2015 Quality management systems
- ISO 14001: 2015 Environmental management systems
- ISO 45001: 2018 Occupational health and safety management systems



MECHANICAL DIAGRAMS



Remark: customized frame color and cable length available upon request

SPECIFICATIONS

Cell	Mono
Weight	22.4kg±3%
Dimensions	2015±2mm×996±2mm×35±1mm
Cable Cross Section Size	4mm ²
No. of cells	144 (6×24)
Cable Length (Including Connector)	Portrait:300mm(+)/400mm(-); Landscape:1200mm(+)/1200mm(-)
Connector	Genuine MC4 QC4.10
Country of Manufacturer	China/Vietnam

ELECTRICAL PARAMETERS AT STC

TYPE	JAM72S17 -390/MR/1000V	JAM72S17 -395/MR/1000V	JAM72S17 -400/MR/1000V	JAM72S17 -405/MR/1000V	JAM72S17 -410/MR/1000V
Rated Maximum Power(Pmax) [W]	390	395	400	405	410
Open Circuit Voltage(Voc) [V]	49.01	49.30	49.58	49.86	50.12
Maximum Power Voltage(Vmp) [V]	40.71	41.02	41.33	41.60	41.88
Short Circuit Current(Isc) [A]	10.23	10.28	10.33	10.39	10.45
Maximum Power Current(Imp) [A]	9.58	9.63	9.68	9.74	9.79
Module Efficiency [%]	19.4	19.7	19.9	20.2	20.4
Power Tolerance	0~+5W				
Temperature Coefficient of Isc(α _{Isc})	+0.044%/°C				
Temperature Coefficient of Voc(β _{Voc})	-0.272%/°C				
Temperature Coefficient of Pmax(γ _{Pmp})	-0.350%/°C				
STC	Irradiance 1000W/m ² , cell temperature 25°C, AM1.5G				

Remark: Electrical data in this catalog do not refer to a single module and they are not part of the offer.They only serve for comparison among different module types.
*For NexTracker installations static loading performance: front load measures 2400Pa, while back load measures 2400Pa.
Measurement tolerance at STC: Pmax ±3%, Voc ±2% and Isc ±4%.

ELECTRICAL PARAMETERS AT NOCT

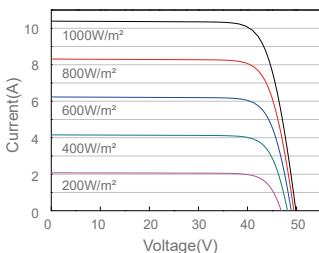
TYPE	JAM72S17 -390/MR/1000V	JAM72S17 -395/MR/1000V	JAM72S17 -400/MR/1000V	JAM72S17 -405/MR/1000V	JAM72S17 -410/MR/1000V
Rated Max Power(Pmax) [W]	294	298	302	306	310
Open Circuit Voltage(Voc) [V]	45.90	46.15	46.41	46.66	46.91
Max Power Voltage(Vmp) [V]	38.15	38.40	38.65	38.90	39.16
Short Circuit Current(Isc) [A]	8.15	8.20	8.25	8.31	8.36
Max Power Current(Imp) [A]	7.71	7.76	7.81	7.87	7.92
NOCT	Irradiance 800W/m ² , ambient temperature 20°C, wind speed 1m/s, AM1.5G				

OPERATING CONDITIONS

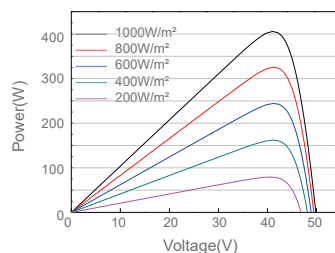
Maximum System Voltage	1000V DC(IEC)
Operating Temperature	-40°C~+85°C
Maximum Series Fuse	20A
Maximum Static Load,Front*	3600Pa, 1.5
Maximum Static Load,Back*	1600Pa, 1.5
NOCT	45±2°C
Application Class	Class A

CHARACTERISTICS

Current-Voltage Curve JAM72S17-405/MR/1000V



Power-Voltage Curve JAM72S17-405/MR/1000V



Current-Voltage Curve JAM72S17-405/MR/1000V

