




395W PERC Module

JAM72S09 375-395/PR/1500V Series

Introduction

Powered by high-efficiency PERCIUM cells, this series of high-performance modules provides the most cost-effective solution for lowering the LCOE of any PV systems large or small.



5 busbar solar cell design



Higher output power



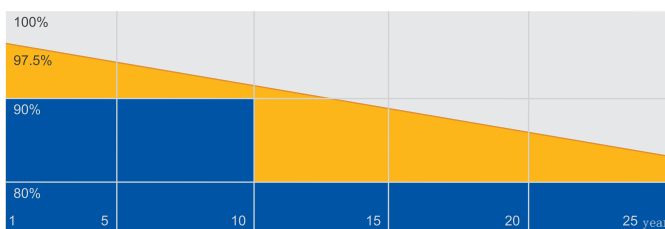
Excellent low-light performance



Lower temperature coefficient

Superior Warranty

- 12-year product warranty
- 25-year linear power output warranty



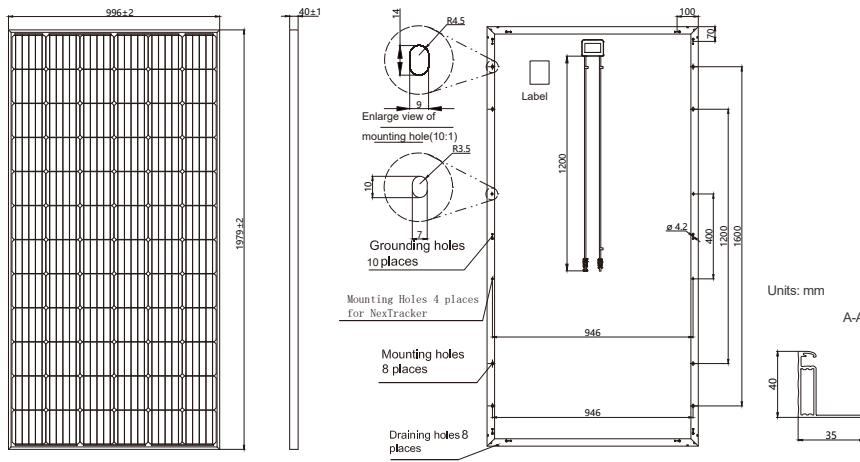
■ JA Linear Power Warranty ■ Industry Warranty

Comprehensive Certificates

- IEC 61215, IEC 61730
- ISO 9001: 2015 Quality management systems
- ISO 14001: 2015 Environmental management systems
- OHSAS 18001: 2007 Occupational health and safety management systems



MECHANICAL DIAGRAMS



SPECIFICATIONS

Cell	Mono
Weight	22.3kg±3%
Dimensions	1979±2mm×996±2mm×40±1mm
Cable Cross Section Size	4mm ²
No. of cells	72(6x12)
Connector	Genuine MC4-EVO2 QC4.10-35/45
Country of Manufacturer	China/Vietnam

Remark: customized frame color and cable length available upon request

ELECTRICAL PARAMETERS AT STC

TYPE	JAM72S09 -375/PR/1500V	JAM72S09 -380/PR/1500V	JAM72S09 -385/PR/1500V	JAM72S09 -390/PR/1500V	JAM72S09 -395/PR/1500V
Rated Maximum Power(Pmax) [W]	375	380	385	390	395
Open Circuit Voltage(Voc) [V]	48.47	48.75	49.04	49.35	49.64
Maximum Power Voltage(Vmp) [V]	39.27	39.59	39.90	40.21	40.48
Short Circuit Current(Isc) [A]	10.06	10.12	10.17	10.22	10.27
Maximum Power Current(Imp) [A]	9.55	9.60	9.65	9.70	9.76
Module Efficiency [%]	19.0	19.3	19.5	19.8	20.0
Power Tolerance	0~+5W				
Temperature Coefficient of Isc(α _{Isc})	+0.060%/°C				
Temperature Coefficient of Voc(β _{Voc})	-0.300%/°C				
Temperature Coefficient of Pmax(γ _{Pmp})	-0.370%/°C				
STC	Irradiance 1000W/m ² , cell temperature 25°C, AM1.5G				

Remark: Electrical data in this catalog do not refer to a single module and they are not part of the offer. They only serve for comparison among different module types.
Measurement tolerance at STC: Pmax ±3%, Voc ±2% and Isc ±4%.

*For NexTracker installations static loading performance: front load measures 2400Pa, while back load measures 2400Pa.

ELECTRICAL PARAMETERS AT NOCT

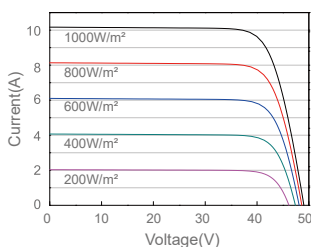
TYPE	JAM72S09 -375/PR/1500V	JAM72S09 -380/PR/1500V	JAM72S09 -385/PR/1500V	JAM72S09 -390/PR/1500V	JAM72S09 -395/PR/1500V
Rated Max Power(Pmax) [W]	278	281	285	289	292
Open Circuit Voltage(Voc) [V]	45.86	46.15	46.47	46.78	47.09
Max Power Voltage(Vmp) [V]	37.05	37.34	37.64	37.92	38.21
Short Circuit Current(Isc) [A]	7.95	7.99	8.03	8.07	8.11
Max Power Current(Imp) [A]	7.49	7.53	7.57	7.61	7.65
NOCT	Irradiance 800W/m ² , ambient temperature 20°C, wind speed 1m/s, AM1.5G				

OPERATING CONDITIONS

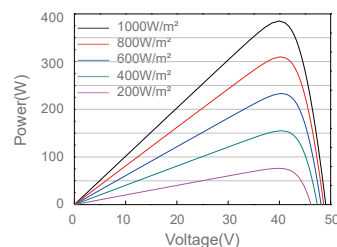
Maximum System Voltage	1500V DC(IEC)
Operating Temperature	-40°C~+85°C
Maximum Series Fuse	20A
Maximum Static Load,Front*	3600Pa, 1.5
Maximum Static Load,Back*	1600Pa, 1.5
NOCT	45±2°C
Application Class	Class A

CHARACTERISTICS

Current-Voltage Curve JAM72S09-385/PR/1500V



Power-Voltage Curve JAM72S09-385/PR/1500V



Current-Voltage Curve JAM72S09-385/PR/1500V

